















January/February 2018

CLASS SCHEDULE

Check out the class samples in the store & on our web-site — www.beadandbody.com

Pre-registration and pre-payment are required. Minimum of 2 people required to hold a class.

*First class price listed is without supplies, second class price is with supplies.

 <p>OH MY, O BEADS! BRACELET</p> <p>Thursday, Jan. 4 6-8 p.m.</p>	<p>Lynda Otey *\$25/\$32</p> <p>Break out of the seed bead doldrums! Create this casual bracelet using Superduos, 4mm beads, O-beads, button, & leather button loop.</p>	 <p>BEG. BEADING BRACELET & EARRINGS</p> <p>Monday, Jan. 8 4-6 p.m.</p>	<p>Lucy Valderhaug *\$25/\$32</p> <p>Get started beading with this beginner class that teaches the basics -- how to make a bracelet using beading wire and a pair of earrings.</p>	 <p>WIRE WRAPPED PENDANT</p> <p>Saturday, Jan. 13 4-6 p.m.</p>	<p>Lynda Otey *\$25/\$32</p> <p>Take a stone that has no hole along with some craft wire, and build your own unique bezel for a pendant. Some wire working experience helpful but not required.</p>
 <p>ZUNI 3-STRAND BRACELET</p> <p>Thursday, Jan. 18 6-8 p.m.</p>	<p>Lynda Otey *\$25/\$32</p> <p>Various seed beads, sizes, and focal beads to create this traditional three string bracelet with a bead closure. Longer strands work for a necklace, too.</p>	 <p>BRICK STITCH PENDANT</p> <p>Monday, Jan. 22 4-6 p.m.</p>	<p>Lucy Valderhaug *\$25/\$32</p> <p>With a center ring or round bead as a foundation, stitch little seed beads and rounds into a unique pair of earrings, pendant, or links for a bracelet.</p>	 <p>SCALLOP CHAIN NECKLACE & WRAP BRACELET</p> <p>Thursday, Jan. 25 6-8 p.m.</p>	<p>Lynda Otey *\$25/\$35</p> <p>Chain and seed beads woven together create this flowing necklace that can also be worn as a 3-wrap bracelet. Two for one!</p>
 <p>TASSEL PENDANT</p> <p>Monday Jan. 29 4-6 p.m. <i>New Class!</i></p>	<p>Lucy Valderhaug *\$25/\$32</p> <p>Seed beads and a Bead Cone come together to create this great Tassel Pendant... or make two and have earrings!</p>	 <p>MULTI- STRAND (Wire) BRACELET</p> <p>Saturday, Feb. 3 4-6 p.m.</p>	<p>Lynda Otey *\$25/\$32</p> <p>Create your own multi-strand (on stringing wire) bracelet, learning color and design techniques along the way. Easy pattern for a necklace, too.</p>	 <p>BEGINNING BEADING ON FABRIC</p> <p>Monday, Feb. 6 4-6 p.m.</p>	<p>Lucy Valderhaug *\$25/\$32</p> <p>With color and design elements in mind, create a beautiful brooch using basic bead stitching techniques.</p>
 <p>EVEN COUNT PEYOTE STITCH BRACELET</p> <p>Thursday, Feb. 15 6-8 p.m.</p>	<p>Lynda Otey *\$25/\$32</p> <p>Learn the very versatile but basic even count peyote stitch. Beginning technique class to transition to Freeform Peyote, Drop Stitch, Odd Count Peyote, Peyote Beads, etc.</p>	 <p>ADVANCED BEADING ON FABRIC</p> <p>Monday, Feb. 19 4-6 p.m.</p>	<p>Lucy Valderhaug *\$25/\$35</p> <p>Expand your knowledge -- Learn how to add a stone, bezel, and fringe to your Beading on Fabric projects.</p>	 <p>CHAIN REACTION BRACELET</p> <p>Thursday, Feb. 22 6-8 p.m. <i>New Class!</i></p>	<p>Lynda Otey *\$25/\$35</p> <p>Short lengths of chain and a few focal beads create this interesting textured bracelet that is sure to get a reaction when you wear it!</p>

Cancellations must be made at least 48 hours prior (during shop hours) or full class fee will be charged, no refunds are issued for no-shows!!!

We reserve the right to cancel classes for whatever reason necessary, refund or credit will be issued if this happens.

*Supply lists are available. Call for more information or stop by to see the class samples. **Private classes available at \$15 per hour.***

BEAD & BODY, 5623 Summitview, Suite A, Yakima, WA 98908, (509) 966-2273, www.beadandbody.com